



–Part 1– *Careers, Equipment, and How It All Works*



Chapter 1: The Basics 3



Careers for Realtime Voice Writers	3
Court Reporting.....	4
CART.....	5
Captioning.....	5
Financial Call Reporting.....	6
Other Transcription Services.....	6
Realtime Voice Writing Software	6
Speech Recognition Software	7
How Speech Recognition Works	7
Sound Parts.....	8
Speech-to-Text Conversion	8
Speech Recognition Terms, Tools, and Functions	10
CAT Software.....	11
The Purpose of a CAT Program.....	11
How a CAT Program Works with Speech Recognition.....	12
CAT Program with a Dictionary.....	13
CAT Program without a Dictionary.....	14
Realtime Voice Writing Equipment.....	15
Computer	15
Dictation Input Devices.....	17
USB Sound Card.....	17
Open-Mic Headset or Speech Silencer	18
High-Gain Microphone (for Recording External Environment)	19
Foot Pedal	19
Surge-Protection Power Strip	20



–Part 2–
Realtime Dictation and Voice Theory Development



Chapter 2: Dictation Techniques 23




Proper Breathing and Volume with Dictation Devices	24
Dictating into an Open-Mic Headset	24
Dictating into a Speech Silencer.....	25
Tone and Modulation	26
Enunciation	29
Pace.....	32
Fast Speakers.....	33
Slow Speakers	34
Punctuating.....	34
Verbatim Dictation vs. Paraphrasing and Summarization	35
Dictation Patterns	36



Chapter 3: Voice Writing Theory..... 39



Punctuation.....	41
Speaker Identification.....	43
Examination Lines.....	49
Q&A Markers.....	50
Parentheticals.....	52
Numbers	61
Spelling Technique.....	63
Conflict Resolution.....	64
Homophones.....	65
Words with Soft Pronunciations	67
Undesirable Words.....	68
Small Words	68
Similar-Sounding Words.....	70
Words versus Acronyms.....	71
All Other Words.....	72




Phrases	73
Brief Forms	76
On-the-Fly Translations	79
Delete Command	81

**—Part 3—
Getting Set Up and Doing Realtime**




Chapter 4: Getting Started85



Computer and Equipment Setup	85
USB Connectivity Settings	88
Turning Off Automatic Updates and Disabling Anti-Virus Software ...	89
Dragon Setup	90
Creating a User	92
Setting User Options	99
Setting Formatting Preferences	107
Administrative Settings	108
Disabling “Dragon Logger Service”	110
Rebooting Your Computer and Re-entering Dragon	112
Performing a Dictation Session	113
Saving File of Dictation Session	116



Chapter 5: Vocabulary Setup and Formatting 117



Working with the Vocabulary	117
Written- and Spoken-Form Spelling Rules	118
Accessing the Vocabulary	120
Adding an Entry	121
Deleting an Entry	123
Modifying Formatting Properties of an Entry	124
Vocabulary Setup and Formatting Using Dragon Alone	125
Punctuation Marks	126

